

2024

**Keio University
Annual Report
on Research Activities**

Research funds at Keio University from national and local public institutions, private businesses, and university funding totaled approximately 28.1billion yen in FY2024. The charts below show research fund totals classified in various ways.

Research Funds by Type

In thousands of yen

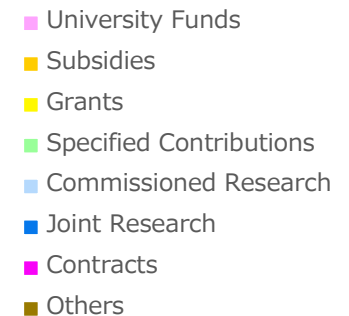
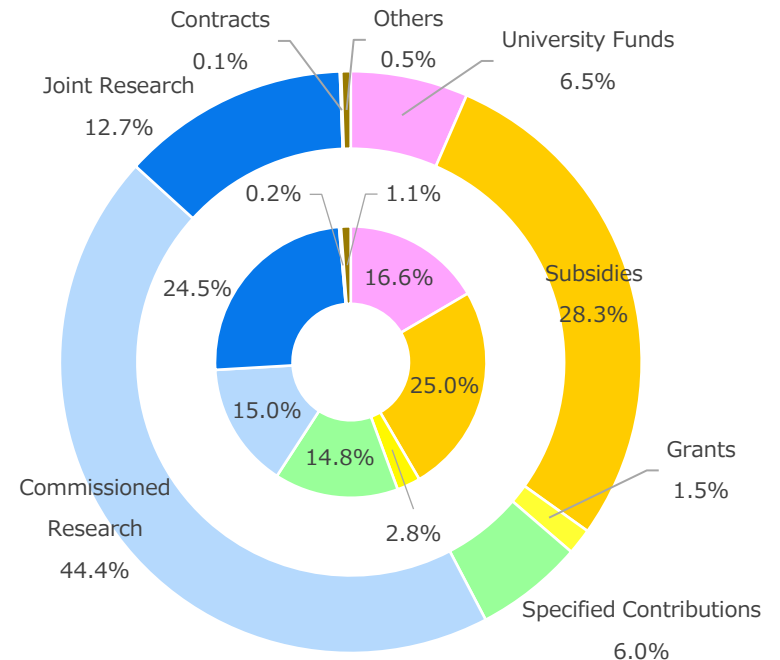
Types of Funds	Number of Projects	Amount
University Funds	880	1,833,363
Subsidies	1,329	7,963,449
Grants	149	406,640
Specified Contributions	785	1,689,282
Commissioned Research	793	12,485,023
Joint Research	1,304	3,554,084
Contracts	12	20,616
Others	61	147,139
Total	5,313	28,099,596

*As of March 31, 2025

*Discrepancies may arise in the total amount as totals are rounded to the thousand.

*Each year, the data is identical to the “Research Funding Data by Type of Research Funds” published in the “慶應義塾の活動と財務状況(事業報告書)”. However, if any changes occur to the statistical data after the publication of that report, the corrected data are used in this document.

Amount <outer ring> and Number of Projects <inner ring>



Definition

Subsidies: Research funds provided mainly by government and public offices.

Grants: Research expenses provided mainly by foundations for the purpose of improvement or accomplishment of research.

Specified Contributions: Contributions earmarked for research activities.

Commissioned Research: Research commissioned by government and public offices, as well as private enterprises.

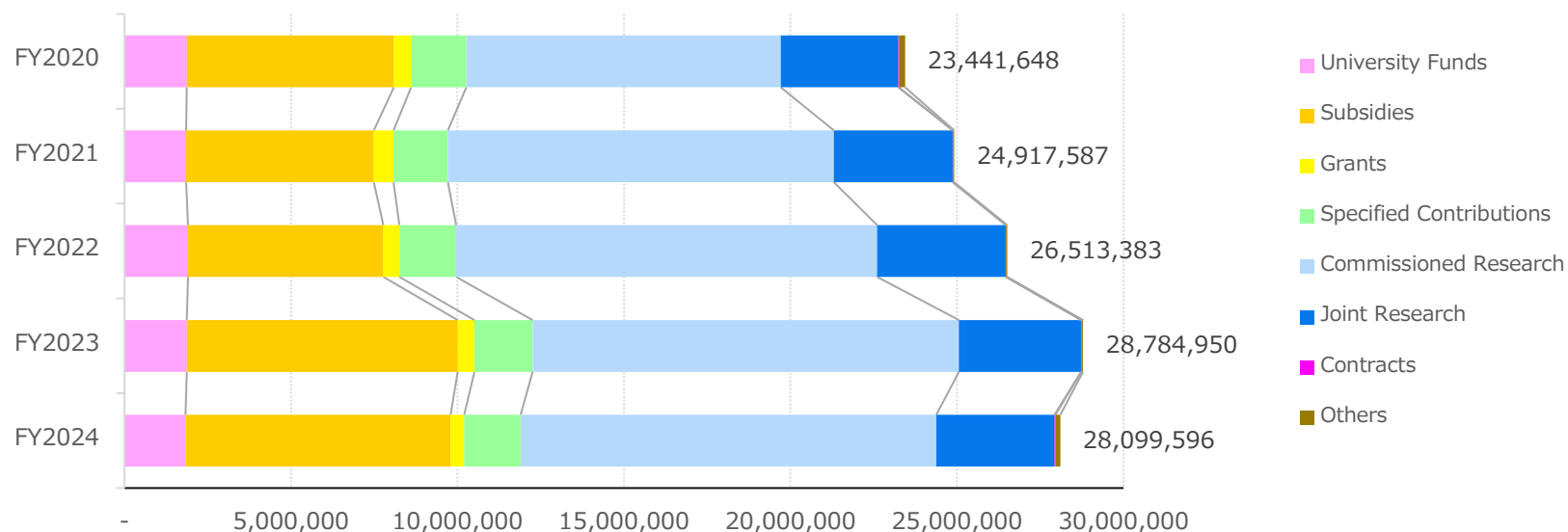
Joint Research: Research involving personnel exchanges and/or sharing technology/facilities under the joint research agreement, with or without payment of research funds.

Contracts: Research under a contract agreement.

■ Research Funds by Type over the Past 5 Years

In thousands of yen

Type of Research Funds	FY2020	FY2021	FY2022	FY2023	FY2024
University Funds	1,869,698	1,853,915	1,908,939	1,873,997	1,833,363
Subsidies	6,215,436	5,634,966	5,864,786	8,132,403	7,963,449
Grants	518,482	590,527	484,144	503,886	406,640
Specified Contributions	1,663,903	1,632,669	1,705,714	1,745,945	1,689,282
Commissioned Research	9,439,647	11,589,559	12,634,009	12,803,227	12,485,023
Joint Research	3,530,078	3,570,030	3,865,362	3,664,688	3,554,084
Contracts	16,267	12,561	9,946	12,345	20,616
Others	188,137	33,360	40,483	48,459	147,139
Total	23,441,648	24,917,587	26,513,383	28,784,950	28,099,596



* University funds were revalued in 2018, part of which were not counted as such in the previous years.

Classifying funds by affiliation of researcher (in principle, the representative researcher)

■ Research Funds by Affiliation of Researchers

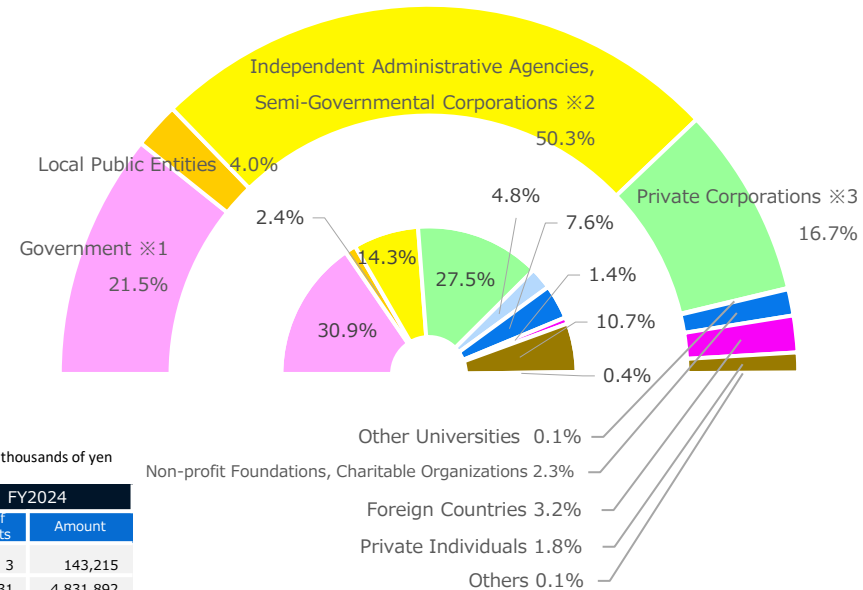
Affiliation of Researchers	Number of Projects	In thousands of yen
		Amount
Faculty / Graduate School of Letters	207	419,662
Faculty / Graduate School of Economics	185	443,017
Faculty / Graduate School of Law	119	247,939
Faculty / Graduate School of Business and Commerce	130	266,699
Faculty / Graduate School of Medicine	2,484	11,469,432
Faculty / Graduate School of Science and Technology	848	4,906,999
Faculty of Policy Management	148	701,323
Faculty of Environment and Information Studies	243	992,213
Faculty of Nursing and Medical Care	61	167,070
Faculty of Pharmacy / Graduate School of Pharmaceutical Sciences	211	754,135
Graduate School of Human Relations	-	0
Graduate School of Media and Governance	173	1,491,780
Graduate School of Health Management	15	48,900
Graduate School of Business Administration	55	38,526
Graduate School of System Design and Management	66	402,799
Graduate School of Media Design	25	555,333
Law School	43	62,579
Others	300	5,131,190
Total	5,313	28,099,596

■ Types of External Entities Contributing Research Funds

In thousands of yen

Type of External Entities	Number of Projects	Amount
Government ※1	1,369	5,645,151
Local Public Entities	107	1,058,616
Independent Administrative Agencies, Semi-Governmental Corporations ※2	635	13,203,475
Private Corporations ※3	1,217	4,393,038
Other Universities	215	27,201
Non-profit Foundations, Charitable Organizations	335	604,713
Foreign Countries	62	844,101
Private Individuals	474	459,672
Others	19	30,266
Total	4,433	26,266,233

* Excluding university funds

Contribution Share by External Entity Type
Amount <outer ring> and Number of Projects <inner ring>

- Government ※1
- Local Public Entities
- Independent Administrative Agencies, Semi-Governmental Corporations ※2
- Private Corporations ※3
- Other Universities
- Non-profit Foundations, Charitable Organizations
- Foreign Countries
- Private Individuals
- Others

*a National Institute of Information and Communications Technology

*b Japan Science and Technology Agency

*c Japan Agency for Medical Research and Development

*d New Energy and Industrial Technology Development Organization

*1

Government	FY2020		FY2021		FY2022		FY2023		FY2024	
Funding sources	No. of Projects	Amount	No. of Projects	Amount	No. of Projects	Amount	No. of Projects	Amount	No. of Projects	Amount
Ministry of Internal Affairs and Communications	9	155,467	7	154,589	7	223,188	5	220,968	3	143,215
Ministry of Education	1,282	4,531,800	1,180	4,208,803	1,113	4,693,928	1,069	6,581,454	1,231	4,831,892
Ministry of Health, Labor and Welfare	111	696,285	103	582,271	103	573,540	82	481,490	107	560,754
Ministry of Environment	8	209,857	2	94,433	1	10,810	2	21,033	2	19,919
Others	17	340,530	15	369,813	17	63,160	26	621,742	26	89,371
Total	1,427	5,933,939	1,307	5,409,909	1,241	5,564,626	1,184	7,926,687	1,369	5,645,151

*2

Independent Administrative Agencies, Semi-Governmental Corporations	FY2020		FY2021		FY2022		FY2023		FY2024	
Funding sources	No. of Projects	Amount	No. of Projects	Amount	No. of Projects	Amount	No. of Projects	Amount	No. of Projects	Amount
NICT *a	23	86,793	19	99,028	23	706,928	17	584,500	12	273,506
JST *b	101	1,420,516	136	2,848,017	164	3,053,826	161	4,120,748	188	4,553,543
AMED *c	254	5,705,963	274	6,253,193	270	5,930,426	247	5,789,967	238	5,267,177
NEDO *d	22	309,866	25	384,515	24	435,923	23	469,375	27	938,940
Others	138	536,168	192	717,582	182	1,023,990	187	493,097	170	2,170,309
Total	538	8,059,306	646	10,302,335	663	11,151,093	635	11,457,687	635	13,203,475

*3

Private Corporations	FY2020		FY2021		FY2022		FY2023		FY2024	
Funding sources	No. of Projects	Amount	No. of Projects	Amount	No. of Projects	Amount	No. of Projects	Amount	No. of Projects	Amount
Specified Contributions	638	1,085,902	531	1,091,311	458	853,284	299	574,757	256	599,296
Commissioned Research	130	411,277	166	547,987	149	770,059	159	665,809	141	713,338
Joint Research	984	3,244,088	1,006	3,311,024	936	3,381,639	870	2,955,203	749	2,985,181
Others	134	496,568	81	106,929	83	97,220	66	75,212	71	95,223
Total	1,886	5,237,835	1,784	5,057,251	1,626	5,102,202	1,394	4,270,981	1,217	4,393,038

■ Types of External Entities Contributing Research Funds to Each Campus

In thousands of yen

Campuses		Government Organizations	Non-Government Public Organizations	Private Corporations	Others	Total
Mita Campus	No. of Projects	273	18	54	14	359
	Amount	3,263,776	105,570	182,905	246,924	3,799,175
Hiyoshi Campus	No. of Projects	187	20	65	10	282
	Amount	729,429	59,262	369,273	84,980	1,242,944
Shinanomachi Campus	No. of Projects	870	365	508	538	2,281
	Amount	8,322,457	361,838	1,912,920	691,657	11,288,872
Yagami Campus	No. of Projects	360	51	261	20	692
	Amount	3,530,959	121,857	1,013,739	130,642	4,797,197
Shonan Fujisawa Campus	No. of Projects	174	77	228	41	520
	Amount	1,626,743	246,003	527,248	179,726	2,579,720
Shiba-Kyoritsu Campus	No. of Projects	88	23	45	3	159
	Amount	550,540	24,584	93,505	100	668,729
Shin-Kawasaki Town Campus	No. of Projects	7	5	20	0	32
	Amount	298,629	7,980	140,401	0	447,010
Tsuruoka Town Campus	No. of Projects	29	11	21	2	63
	Amount	229,668	725,914	21,074	2,734	979,390
Tonomachi Town Campus	No. of Projects	15	9	16	5	45
	Amount	296,424	34,200	131,972	600	463,196
Total	No. of Projects	2,003	579	1,218	633	4,433
	Amount	18,848,625	1,687,208	4,393,037	1,337,363	26,266,233

* Totals are compiled based on the home campuses (in principle, the affiliation of the research project leaders). The actual research, however, may take place at different campuses.

* University funds are excluded.

Direct and Indirect Research Expenses FY2020-2024

As of March 31, 2025

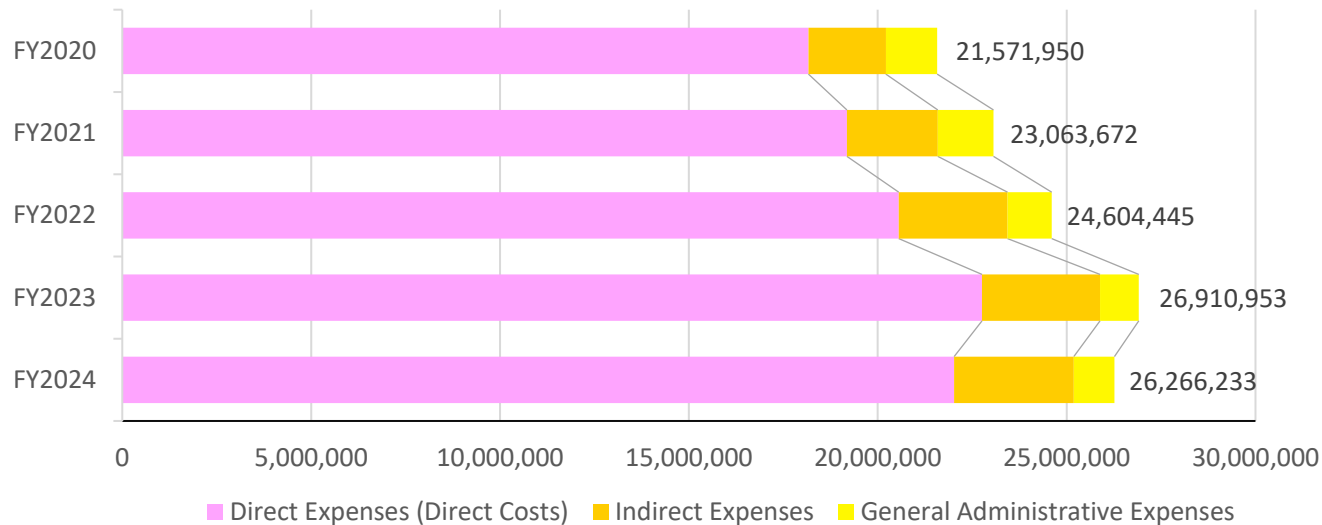
Direct and Indirect Research Expenses, and General Administrative Expenses over the Past 5 Years

In thousands of yen

Type of Research Funds	FY2020	FY2021	FY2022	FY2023	FY2024
Direct Expenses (Direct Costs)	18,164,535	19,187,949	20,554,169	22,760,667	22,020,163
Indirect Expenses	2,048,699	2,400,589	2,878,721	3,124,130	3,174,174
General Administrative Expenses	1,358,716	1,475,134	1,171,555	1,026,156	1,071,896
Total	21,571,950	23,063,672	24,604,445	26,910,953	26,266,233

* Discrepancies may arise in the total amount as totals are rounded to the thousand.

* University funds are excluded.



Definition

Indirect Expenses: Expenses allocated equivalent to a certain percentage of the Competitive Research Funds in addition to the direct expenses for the research to supplement administrative and operational costs of the institution to which project leaders are affiliated.

General Administrative Expenses (Overhead Costs): Expenses allocated to supplement administrative costs for research other than direct expenses for the research, other than Indirect Expenses.

■ Institution by Number of Projects (FY2024)

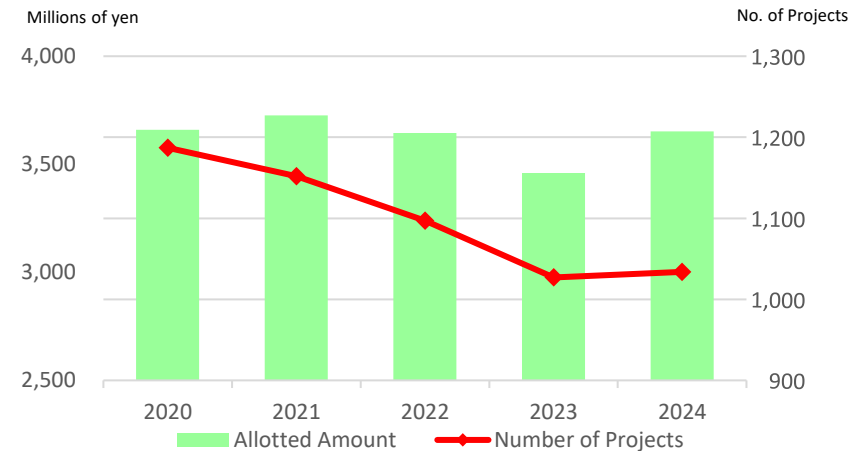
In millions of yen

Rank	Name of Organization	No. of Projects	Amount
1	The University of Tokyo	3,965	20,591
2	Kyoto University	2,903	14,503
3	Osaka University	2,547	10,220
4	Tohoku University	2,281	9,781
5	Kyushu University	1,892	6,868
6	Hokkaido University	1,678	6,300
7	Nagoya University	1,663	7,416
8	University of Tsukuba	1,327	4,363
9	Hiroshima University	1,137	2,970
10	Kobe University	1,130	3,056
11	Okayama University	1,060	2,868
12	Keio University	1,034	3,652
13	Waseda University	994	2,809
14	Chiba University	944	2,692
15	Kanazawa University	919	2,264
16	Osaka Metropolitan University	903	2,178
17	Institute of Science Tokyo	834	4,528
18	Juntendo University	772	1,645
19	Niigata University	735	1,759
20	RIKEN	727	4,157
⋮	⋮	⋮	⋮
Amount Awarded to all organizations			221,658

■ Number of Projects and Total Funding at Keio University (over the Past 5 years)

In millions of yen

Fiscal Year	Rank	Number of Projects	Allotted Amount	Total funds awarded to all organizations
2020	10	1,187	3,660	220,370
2021	11	1,152	3,726	221,293
2022	11	1,097	3,645	221,187
2023	12	1,027	3,459	216,718
2024	12	1,034	3,652	221,658



*Source: MEXT website

https://www.mext.go.jp/a_menu/shinkou/hojyo/1414298_00008.htm

*Allotted amount includes direct and indirect expenses.

*Discrepancies may arise in the total amount as totals are rounded to the million.

*This classification by the affiliation of only the project leaders, and thereby does not necessarily show the actual status of all the project members in their own affiliations.

Number of Researchers at Keio University in FY2024

As of March 31, 2025

■ Number of Researchers

Campuses	Tenured/ Semi-tenured Researchers	Project Researchers (Non-tenured)	Researchers (Non-tenured)
Mita Campus	419	94	28
Hiyoshi Campus	343	22	25
Shinanomachi Campus	562	148	119
Yagami Campus	261	51	25
Shonan Fujisawa Campus	180	40	11
Shiba-Kyoritsu Campus	66	7	4
Total	1,831	362	212

■ Development of Future Researchers

Graduate Schools	No. of Doctorates Conferred		No. of Students Enrolled in Doctoral Courses	
	Course Doctorates	Dissertation Doctorates	Maximum Occupancy	No. of Students Enrolled
Graduate School of Letters	7	6	135	100
Graduate School of Economics	7	3	45	35
Graduate School of Law	10	2	90	64
Graduate School of Human Relations	8	3	33	36
Graduate School of Business and Commerce	2	3	60	16
Graduate School of Medicine	58	34	320	357
Graduate School of Science and Technology	57	1	450	344
Graduate School of Business Administration	0	0	24	11
Graduate School of Media and Governance	20	1	150	218
Graduate School of Health Management	7	0	30	65
Graduate School of System Design and Management	3	0	33	62
Graduate School of Media Design	7	0	30	67
Graduate School of Pharmaceutical Sciences	14	0	29	65
Subtotal	200	53	1,429	1,440
Total		253		

Number of JSPS Research Fellows at Keio University

As of March 31, 2025

■ Research Fellows by Affiliation

Faculties, Graduate Schools, Research Institutions	FY2020	FY2021	FY2022	FY2023	FY2024
Faculty/Graduate School of Letters, Graduate School of Human Relations	24	23	26	17	9
Faculty/Graduate School of Economics	7	6	3	5	4
Faculty/Graduate School of Law	5	12	13	8	4
Faculty/Graduate School of Business and Commerce	2	1	0	2	2
Faculty/Graduate School of Medicine	27	32	39	37	37
Faculty/Graduate School of Science and Technology	57	49	48	40	38
Faculty of Policy Management, Faculty of Environment and Information Studies, Graduate School of Media and Governance	18	18	22	16	15
Faculty of Nursing and Medical Care, Graduate School of Health Management	0	0	0	1	0
Faculty of Pharmacy, Graduate School of Pharmaceutical Sciences	0	1	3	8	9
Graduate School of Business Administration	1	0	0	0	0
Graduate School of System Design and Management	1	1	0	0	0
Graduate School of Media Design	0	0	0	0	0
Law School	0	0	0	1	1
Affiliated Research Institutes	4	6	5	1	1
Total	146	149	159	136	120

■ Number of JSPS Research Fellow by Category

Category	FY2020	FY2021	FY2022	FY2023	FY2024
DC1	58	54	54	55	46
DC2	39	48	50	45	36
PD	32	34	35	23	22
SPD	1	-	-	-	-
RPD	4	4	11	9	11
CPD	2	1	1	1	2
Foreign Researchers	10	8	8	3	3
Total	146	149	159	136	120

*The "Research Fellowship for Young Researchers" program is divided into 5 categories, DC, PD, SPD, RPD, and CPD. Graduate and doctoral students are mainly accepted, with periods of acceptance differing according to category.

<http://www.jsps.go.jp/english/e-pd/index.html>

*The "Postdoctoral Fellowship for Foreign Researchers" program is also available for overseas young researchers for providing them an opportunity to work together under the guidance of Japanese researchers in Japanese universities, etc.

<http://www.jsps.go.jp/english/e-fellow/index.html>

Researchers from Outside Keio

■ Number of Researchers Accepted — Breakdown by Job Title and Status

Job Titles, Status	Number of Researchers	Qualification
School of Medicine Researchers	394	Researchers employed by research, educational, or medical institutions other than the School of Medicine.
Research Associates of Faculty of Science and Technology	15	Researchers participating in research without a contract for commissioned research.
Researchers of KLL, Keio Leadingedge Laboratory of Science and Technology	31	Researchers participating in research under a commissioned research contract.
Distinguished Researcher, Keio Research Institute at SFC	3	A Distinguished Researcher is one who is recognized to be beneficial to the progress of research activities of the Institute and whose Faculty Sponsor is the Executive Director of the Institute. A Distinguished Researcher must have outstanding research achievements and research management results both in the home country and abroad, and be internationally and widely active.
Senior Researchers, Keio Research Institute at SFC	414	Senior Researchers are regarded as researchers who are accepted by Keio Research Institute at SFC upon recommendation by a Faculty Sponsor and then participate in research activities. A 'Senior Researcher' must possess a Master's degree or equivalent/higher degree, and also be recognized as an experienced, distinguished, and self-sustained researcher.
Researchers, Keio Research Institute at SFC	144	Researchers are regarded as researchers who are accepted by Keio Research Institute at SFC upon recommendation by a Faculty Sponsor and then participate in research activities. A 'Researcher' must possess a Bachelor's degree or equivalent/higher degree, and be recognized as an experienced and distinguished researcher.
Research Associates, Faculty of Pharmacy	46	Researchers who work alongside faculty members of Keio University's Faculty of Pharmacy, using its facilities and/or equipment.
Guest Senior Project Researcher, Shin-Kawasaki Town Campus	10	Researchers who are accepted by Keio Frontier Research & Education Collaborative Square at Shin-Kawasaki Town Campus (K2) for the purpose of participating in research projects established in K2, who are employed outside of Keio University, and who have a career equivalent to that of a university professor.
Guest Project Researcher, Shin-Kawasaki Town Campus	12	Researchers who are accepted by Keio Frontier Research & Education Collaborative Square at Shin-Kawasaki Town Campus (K2) for the purpose of participating in research projects established in K2, and who are employed outside of Keio University.
IAB Member researcher at the Institute for Advanced Biosciences	39	Researchers who are accepted by the IAB to participate in its research activities, at the request of either an institution outside of Keio or the individual themselves.
Researchers, Keio Frontier Research & Education Collaborative Square(K-FRECS) at Tonomachi	29	Researchers invited from domestic or foreign companies, research and educational institutions, or similar enterprises for the purpose of participating in research and educational activities at the Keio Frontier Research & Education Collaborative Square(K-FRECS) at Tonomachi. Or researchers who are enrolled in a university or graduate school.
Visiting Professors and Researchers (See Table A)	675	
Others (See Table B)	1,891	
Total	3,703	

■ **Table A : Number of Visiting Professors and Researchers**

Job Titles, Status	Mita/Hiyoshi	Shinanomachi	Yagami	Shonan Fujisawa	Shiba-Kyoritsu	Total
Visiting Professors	65	38	21	11	15	150
Visiting Associate Professors	37	14	16	7	9	83
Visiting Assistant Professors	20	15	8	12	1	56
Visiting Instructors	7	15	17	0	2	41
Visiting Research Fellows	119	131	49	10	2	311
Visiting Junior Research Fellows	18	12	3	1	0	34
Total	266	225	114	41	29	675

■ **Table B : Others**

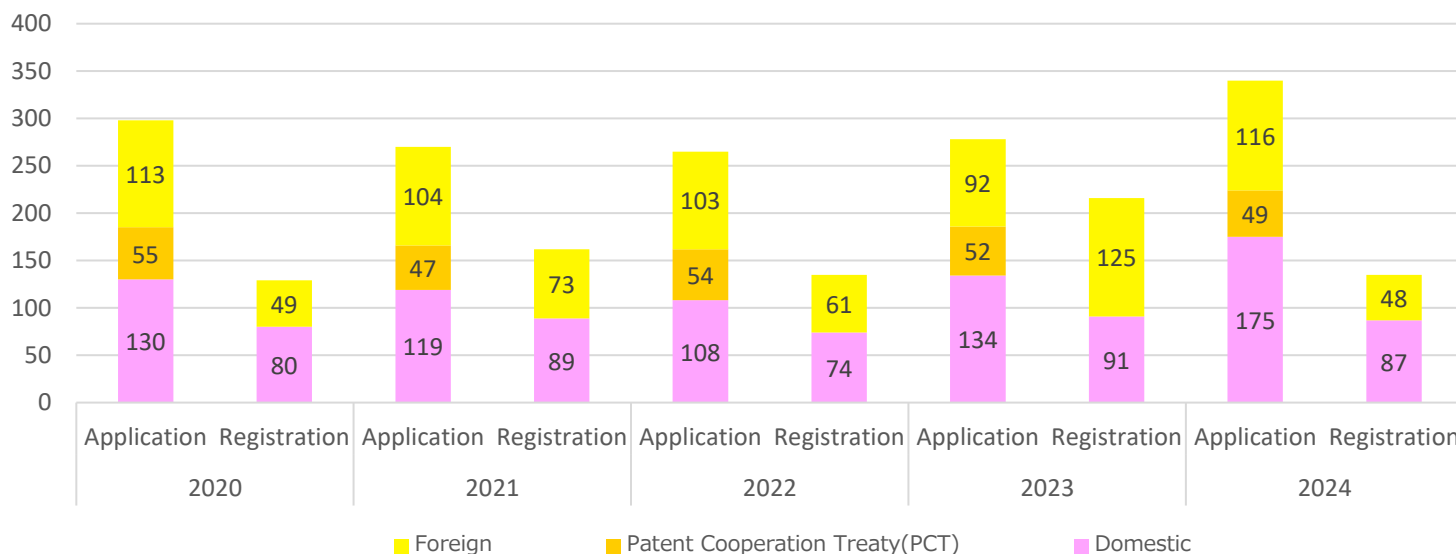
Campuses	Research Institute	* No. of Researchers at Keio University	No. of Researchers from Outside Keio	Total
Mita	Keio University Art Center	31	30	61
	Center for Teacher Education and Research	56	56	112
	Global Security Research Institute	375	215	590
	Institute for Economic Studies	95	71	166
	The Keio Institute of Cultural and Linguistic Studies	25	103	128
	International Center	6	19	25
	Keio Economic Observatory	41	80	121
	Institute of Oriental Classics (Shido Bunko)	12	1	13
	Center for Japanese Studies	7	38	45
	Keio Institute of East Asian Studies	17	18	35
	Fukuzawa Memorial Center for Modern Japanese Studies	20	51	71
	Institute for Journalism, Media and Communications Studies	12	30	42
	Keio Museum Commons	18	1	19
Hiyoshi	Research Institute for Digital Media and Content (DMC)	9	0	9
	Institute of Physical Education	19	2	21
	Health Center	19	0	19
	Keio Research Center for Foreign Language Education	37	1	38
	Sports Medicine Research Center	7	39	46
	Keio Research Center for the Liberal Arts	191	0	191
	Research and Education Center for Natural Sciences	71	68	139
Total		1,068	823	1,891

Researchers at Keio University: the figure indicates the total number of researchers including teachers in the affiliated elementary and secondary schools of Keio, in addition to tenured and non-tenured researchers of undergraduate faculties/graduate schools or research institutes.

A researcher affiliated to more than two institutions is counted as one researcher of each.

Table B was revalued in 2020 and included the number of researchers who were not counted in the previous years.

■ Number of Patent Applications and Registrations



* The number of patent applications include national phase applications that have been transferred from PCT applications, but except applications that have been transferred to the priority country.

■ Number of Income-generating Licenses and Income Amounts, Number of New Licensing Agreements

(In thousands of yen)

